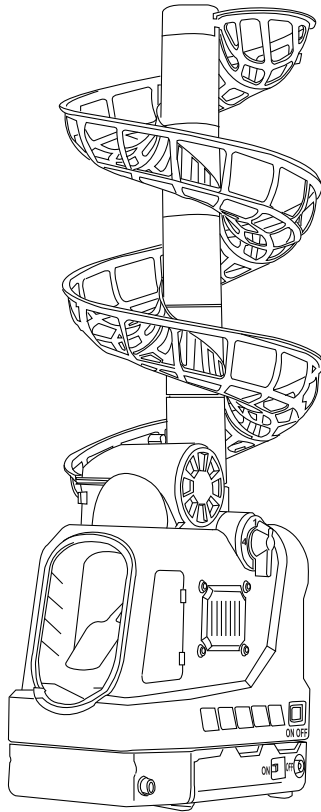




# PICKLEBALL MACHINE

## INSTRUCTION MANUAL

ZH-681PBH



Please read this manual carefully before using this product and keep it properly.

# CONTENT

<b>PRECAUTIONS</b> -----	1
<b>SPECIFICATION</b> -----	1
PARTS DESCRIPTION-----	2
PACKAGE CONTENT-----	2
<b>INSTALLATION</b> -----	3
MACHINE ASSEMBLY-----	3
DRY BATTERIES INSTALLATION-----	4
PRECAUTIONS FOR ASSEMBLING DRY BATTERY-----	4
<b>FEATURES</b> -----	5
<b>BASIC TROUBLESHOOTING</b> -----	6
<b>WARRANTY &amp; CUSTOMER SERVICE</b> -----	7

## PRECAUTIONS

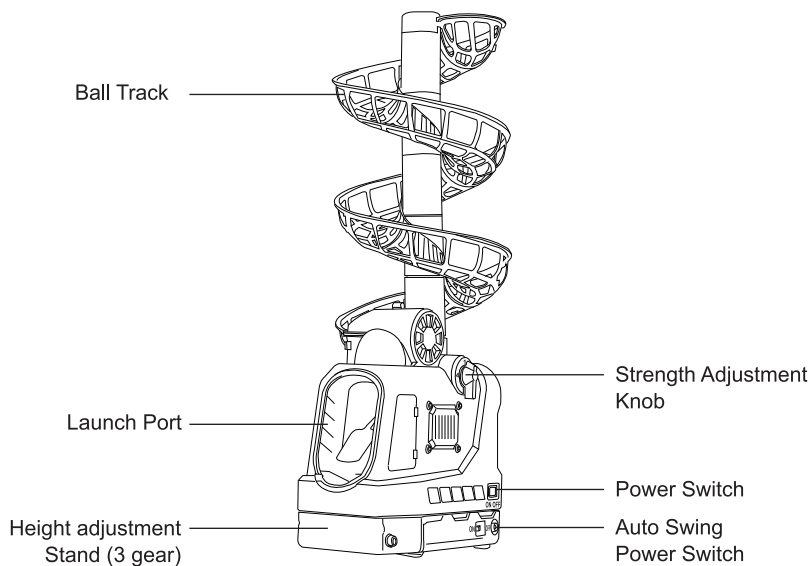
Thank you for choosing Furlihong. Before using the pickleball machine, please take a moment to review the following important safeguards to ensure safe and optimal operation:

- Please do not use this product on rainy days.
- Do not allow the machine and battery box to get wet.
- Avoid using this product near water.
- The installation of the machine should be performed by an adult.
- Please use it in a spacious area without other people nearby.
- Children should be supervised by an adult when using this product.
- Please use only dedicated balls.
- Avoid placing your head or hand near the launch port when the machine is operating.
- Do not apply heavy pressure or forcefully hit the machine.
- Please refrain from using this product for purposes other than intended.
- Do not disassemble this product, as it may cause malfunction.
- Keep this product away from high-temperature areas (such as a car or fire).
- After use, wipe off any moisture and dirt from the surface and store it in a dry place.

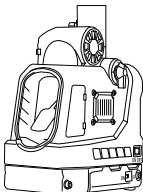
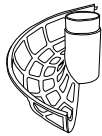

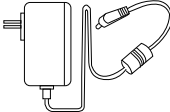
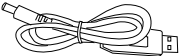

## SPECIFICATION

Name	Pickleball Machine
Model	ZH-681PBH
Size	29" x 12" x 10"
Weight	6.3lb
Rated Voltage	6V
Rated Power	15W

## PARTS DESCRIPTION



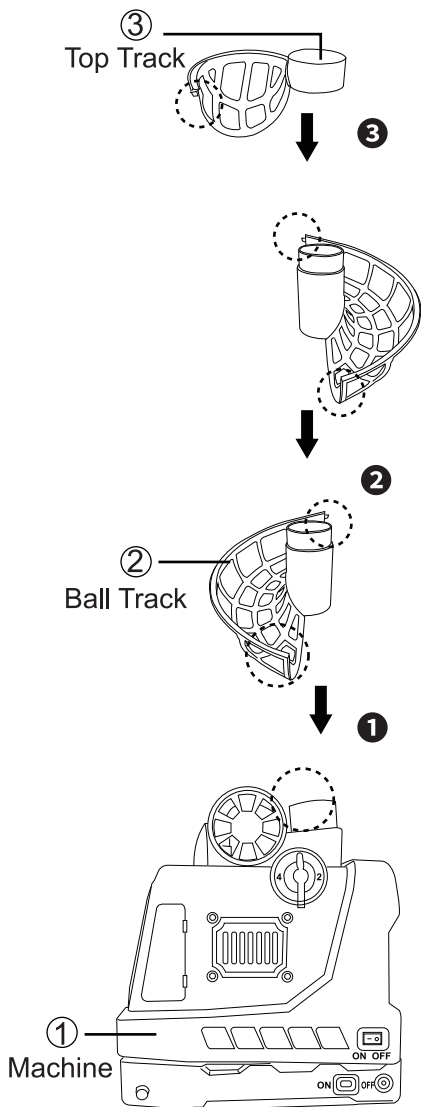
## PACKAGE CONTENT

		
Machine x 1	Ball Tracks x 5	Top Tracks x 1
		
AC Adaptor x 1	6V Connector x 1	Screw Driver x 1

Please make sure all parts are complete before use. If any items are missing or damaged, please contact us at [services@furlihong.com](mailto:services@furlihong.com).

# INSTALLATION

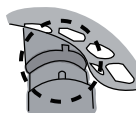
## MACHINE ASSEMBLY



### Step ③

Place the top track onto it, and ensure the ball tracks are firmly snapped into position.

### Step ②



Assemble the ball tracks one and the other.



Ensure the ball tracks are firmly snapped into position.

### Step ①



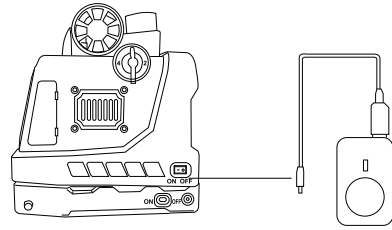
Connect the ball track with the machine, and make sure it is completely connected.



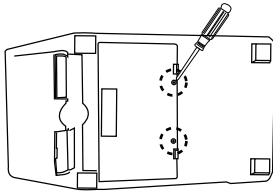
Make sure the ball tracks are connected properly with the machine.

### Note

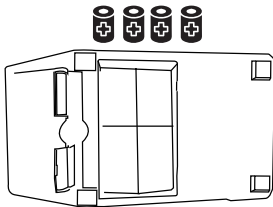
Please use the 6V connector between the power bank (output 2A to 3A) and the machine DC plug-in.



## DRY BATTERIES INSTALLATION



1 Unscrew the lid with a screwdriver.



2 Please put batteries by following the positive and negative signs shown in the battery box. Close the lid and put the screws back. (Need 4pcs of D-type dry batteries)



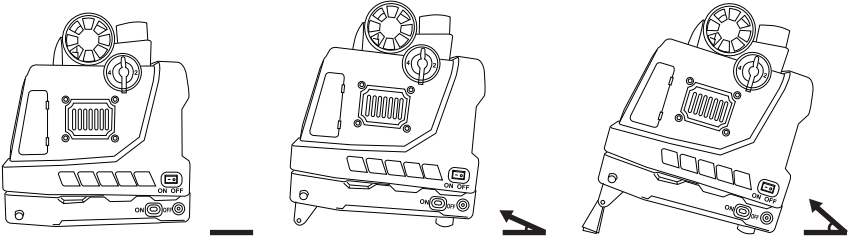
## PRECAUTIONS FOR ASSEMBLING DRY BATTERY

- Please use alkaline battery or dedicated cable.
- The battery installation must operated by an adult.
- Please install the batteries correctly following “+” and “-”, if the batteries are installed incorrectly, it may cause a short circuit or leakage.
- Do not mix new and old batteries.
- When the machine is not in used, remove the batteries.
- Keep the batteries dry.

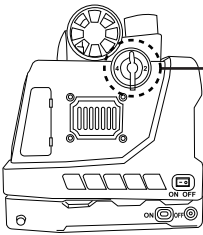
## FEATURES

### 1 3 Height Stand Adjustments

By adjusting the machine's bottom stand, you can adjust the machine's ball release height. ( Launch height: 3.6ft ~ 7.0ft )

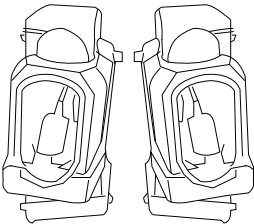


### 2 4 Speeds Adjustable



Adjust this knob to control the strength of the machine's ball launch. ( Launch distance: 13.5ft ~ 18ft )

### 3 Auto Swing Function



The machine will swing from side to side, increasing the difficulty of the training.

### Tips for Use:

1. Please use dry balls instead of wet ones, as the machine may not operate properly otherwise.
2. Before using the machine to feed balls, make sure it has fully started and reached full speed. Gradually transition from the lowest ball speed to the highest setting instead of starting immediately at the highest speed.

## BASIC TROUBLESHOOTING

**Q: What should I do if the machine doesn't drop the ball?**

A: The ball tracks are not properly installed. Please install the ball tracks to ensure a complete connection with the machine.

**Q: If the machine's power is out, what should I do?**

- A: 1. If you are using battery power, it's because the battery is low. Please replace it with a new one.
2. If you are using AC power, it is because the power adapter is damaged, please purchase a new power adapter.

**Q: Insufficient power supply to the machine can lead to what kind of problems?**

- A: 1. Take long time to launch the balls.
2. Noises Motor.
3. Launch distance and height might be affected.

**Q: The height of the balls coming out of the machine is not high enough, how do I adjust it?**

A: You can customize the machine's stand height (1-3 levels) and the serve strength (1-4 levels) to adjust the serve's height and distance.

**Q: The machine suddenly stopped working, what should I do?**

- A: First, please check if the machine is out of power:
1. If you're using battery power, consider replacing the batteries with fresh ones.
  2. For AC Power, inspect the power adapter for any damage.
  3. If you are using a portable power bank, please verify if the power bank is depleted.

If the machine remains inoperative after these checks, please contact our customer service team in a timely manner, and we will help you solve the problem.



## WARRANTY & CUSTOMER SERVICE

We stand behind the quality of our products and are committed to providing exceptional customer service. Here's what you need to know about our warranty and how to reach us for assistance:

### Warranty Coverage:

Your Furlihong pickleball machine is backed by a 12-month warranty against defects in materials and workmanship. This warranty ensures your satisfaction and peace of mind with your purchase.

### Exclusions from Warranty Coverage:

The warranty does not cover damage caused by misuse, improper handling, or unauthorized modifications. Normal wear and tear is also not covered under the warranty.

### How to Submit a Warranty Claim:

If you encounter any issues covered under warranty, please reach out to our customer service team at [services@furlihong.com](mailto:services@furlihong.com). To expedite your claim, provide proof of purchase and a detailed description of the issue.

### Customer Service:

For any questions, concerns, or assistance with your Furlihong pickleball machine, our customer service team is here to help. You can contact us via email at [services@furlihong.com](mailto:services@furlihong.com)

**Stay connected with us for updates and more! Follow our brand on social media:**



@furlihongsports




@furlihong



 <https://furlihong.com/>

 [services@furlihong.com](mailto:services@furlihong.com)



Scan the QR code to access the website instantly.